



VF06

Filling valve

APPLICATION

The VF06 filling valve permits simple and safe filling or refilling of a system.

A pressure reducing valve, a check valve and a shut-off facility are combined in one unit. The pressure gauge connection enables fitting of a pressure gauge (available as an accessory) to provide accurate checking of the pressure of a system after filling.

APPROVALS

- DIN/DVGW-certified check valve

SPECIAL FEATURES

- Inlet pressure balancing – no influence on outlet pressure by fluctuating inlet pressure
- The outlet pressure is set by turning the adjustment knob
- The set pressure is directly indicated on the set point scale
- Replaceable high-grade synthetic material insert
- Integral shut-off facility
- Housing with internal and external threads




TECHNICAL DATA

Connections/Sizes	
Connection size Inlet:	R 1/2" internal threads, R 3/4" external threads
Connection size Outlet:	R 1/2" internal threads, R 3/4" external threads
Pressure values	
Max. operating pressure:	16 bar
Outlet pressure:	1.0 - 3.0 bar
Preset outlet pressure:	1.5 bar
Operating temperatures	
Max. operating temperature medium:	40 °C (according to DIN EN 1567)
Max. operating temperature medium:	70 °C*

* max. operating pressure 10 bar

CONSTRUCTION

Overview	Components	Materials	
	1	Adjustment knob	High-grade synthetic material
	2	Spring bonnet with setting scale	High-grade synthetic material
	3	Housing	Dezincification-resistant brass
	Not depicted components:		
		Pressure reducing valve	High-grade synthetic material
		Diaphragm	Fibre-reinforced NBR
		Check valve cartridge	High-grade, heat-resistant synthetic material
		Shut-off insert with knurled knob	High-grade synthetic material
		Adjustment spring	Spring steel
		Seals	NBR

METHOD OF OPERATION

The integral pressure reducing valve operates by means of a force equalising system. The force of a diaphragm operates against the force of an adjustment spring. The inlet pressure does not influence either opening or closing of the valve. Inlet pressure fluctuations do not therefore influence the outlet pressure, thus providing inlet pressure compensation. An integral check valve protects the drinking water supply by allowing water to pass through in only one direction. In the flow direction, a seal disc is pushed open against the force of a spring by differential pressure.

TRANSPORTATION AND STORAGE

Keep parts in their original packaging and unpack them shortly before use.

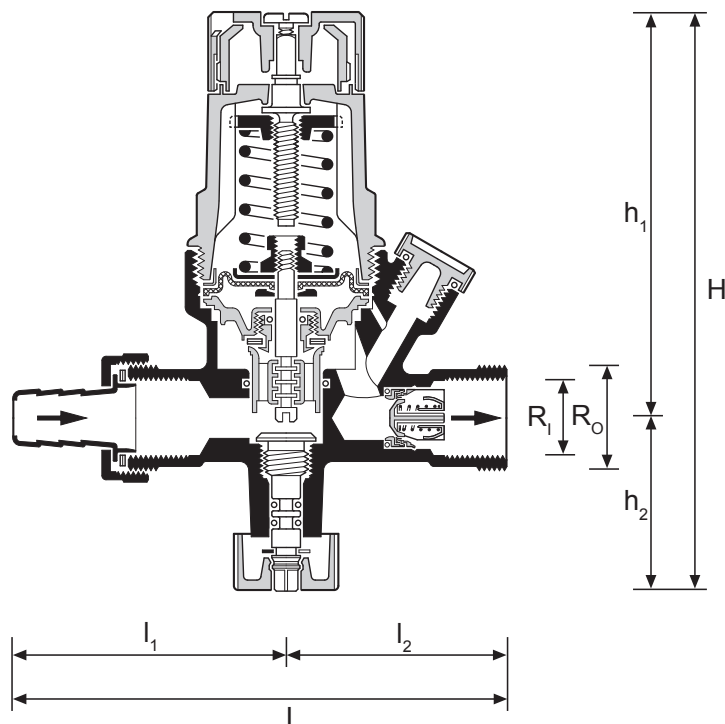
The following parameters apply during transportation and storage:

Parameter	Value
Environment:	clean, dry and dust free
Min. ambient temperature:	5 °C
Max. ambient temperature:	55 °C
Min. ambient relative humidity:	25 % *
Max. ambient relative humidity:	85 % *

*non condensing

DIMENSIONS

Overview



Parameter		Values
Connection size:	R ₁ / R ₀	1/2" / 3/4"
Dimensions:	H	144
	h ₁	101
	h ₂	43
	L	122.5
	l ₁	67.5
	l ₂	55
Weight:	kg	0.6

Note: All dimensions in mm unless stated otherwise.

ORDERING INFORMATION

The following tables contain all the information you need to make an order of an item of your choice. When ordering, please always state the type, the ordering or the part number.

Options

The valve is available in the following sizes: 1/2".

- standard
- not available

		VF06-...A	VF06-...B
Connection type:	With hose union connector	•	–
	With threaded union connector	–	•

Note: ... = space holder for connection size

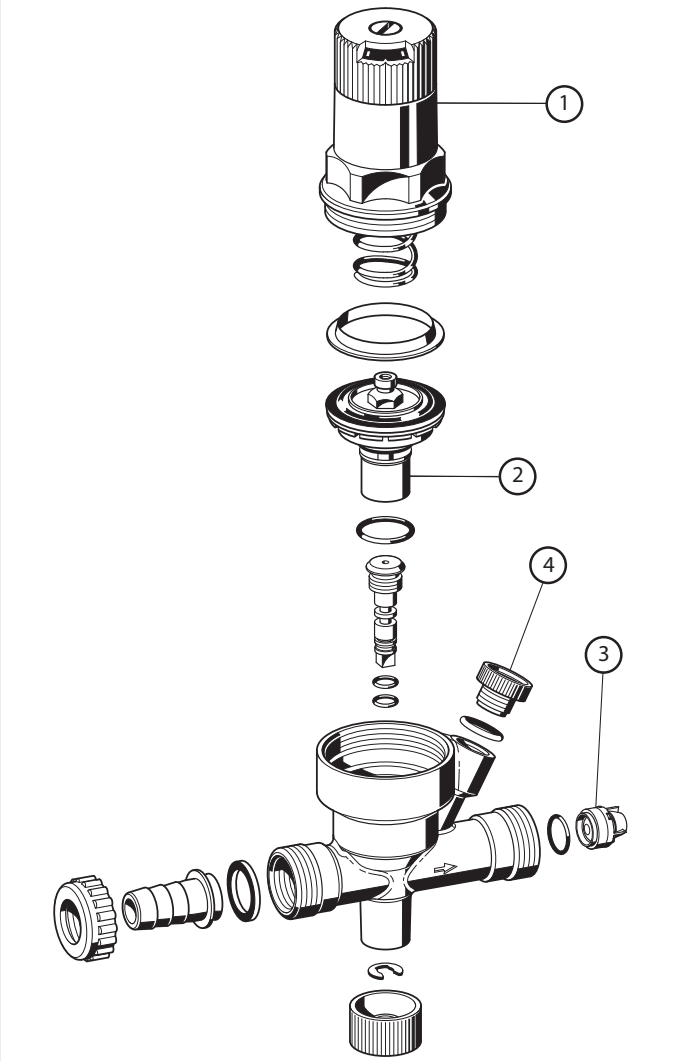
Note: Ordering number example for 1/2" and type A valve: VF06-1/2A

Accessories

	Description	Dimension	Part No.
	MF126-A4 Pressure gauge Housing Ø 63 mm, connection thread G 1/4"		
	Range 0 - 4 bar, with red hand at 1.5 bar, red mark at 2.5 bar and green field between 1.5 and 2.5 bar		MF126-A4
	0903454 Hose connector union complete With hose connector union, screw and gasket ring		
			0903454
	VST06A Connection set Threaded connections		
		1/2"	VST06-1/2A
		3/4"	VST06-3/4A
		1"	VST06-1A
		1 1/4"	VST06-11/4A
		1 1/2"	VST06-11/2A
	ZR06K Double ring wrench For removal of spring bonnet and filter bowl		
			ZR06K

Spare Parts

Boiler room valve VF06, from 1998 onwards

Overview	Description	Dimension	Part No.
	1 Spring bonnet complete		0903445
	2 Valve insert complete (without filter)	1/2"	D06FA-1/2
	3 Check valve		2166200
	4 Blanking plug with O-ring R¹/₄" (5 pcs.)		S06K-1/4

For more information

homecomfort.resideo.com/europe



Ademco 1 GmbH
Hardhofweg
74821 MOSBACH
GERMANY

Phone: +49 6261 810
Fax: +49 6261 81309

Manufactured for and on behalf of the
Pittway Sàrl, La Pièce 4, 1180 Rolle, Switzerland
by its Authorised Representative Ademco 1 GmbH
EN0H-1024GE23 R0219

Subject to change

© 2019 Resideo Technologies, Inc.
The Honeywell Home trademark is used under
license from Honeywell International Inc.

Honeywell Home